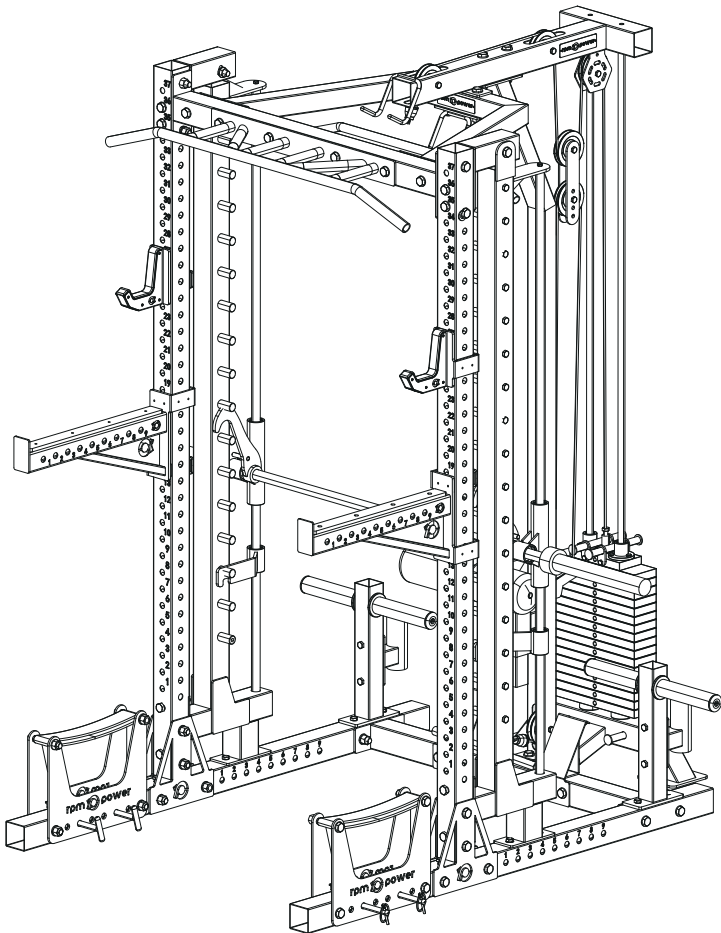

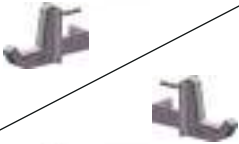


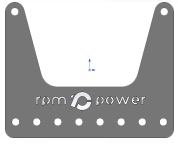
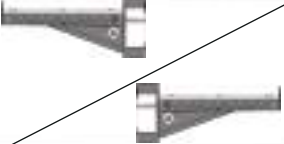










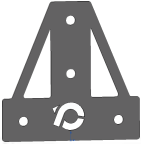










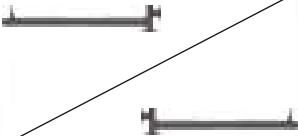










# Half Renegade Rack



# Parts list 1



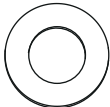
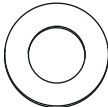











					
NO.1	Axis*2PCS	NO.2	J-HOOK*2PCS	NO.3	Olympic pole storage group*2PCS
					
NO.4	Protective tape*2PCS	NO.5	Protective rope clamp*4PCS	NO.6	protection group*2PCS
					
NO.7	Elastic rope head group*2PCS	NO.8	Pull the handle low*1PC	NO.9	load block assembly*1PC
					
NO.10	LINE*1PC	NO.11	Pull the handle high*1PC	NO.12	Hook group*1PC
					
NO.13	Hanging film axis*34PCS	NO.14	Hanging group*2PCS	NO.15	Hanging rope group*4PCS
					
NO.16	Foot pedal group*2PCS	NO.17	Vertical pipe clamp*4PCS	NO.18	Vertical pipe group*2PCS

# Parts list 1

					
NO.19	Foam group*1PC	NO.20	Weight stack	NO.21	Fixed group under counterweight*1PC
					
NO.22	Horizontal Connection Group*1PC	NO.23	Upper vertical pipe fixing group*1PC	NO.24	Upper vertical pipe group *1PC
					
NO.25	Smith protective hook *2PCS	NO.26	Smith Fixed Group *2PCS	NO.27	Smith axis*2PCS
					
NO.28	Smith's fixed group *2PCS	NO.29	Smith Group*1PC	NO.30	Head piece group*1PC
					
NO.31	Bottom pipe*2PCS	NO.32	Bottom horizontal connection group*1PC	NO.33	Pull group*1PC
					
NO.34	Middle vertical pipe group*1PC	NO.35	20 shock-absorbing pad *2PCS	NO.36	25 shock-absorbing pad *4PCS

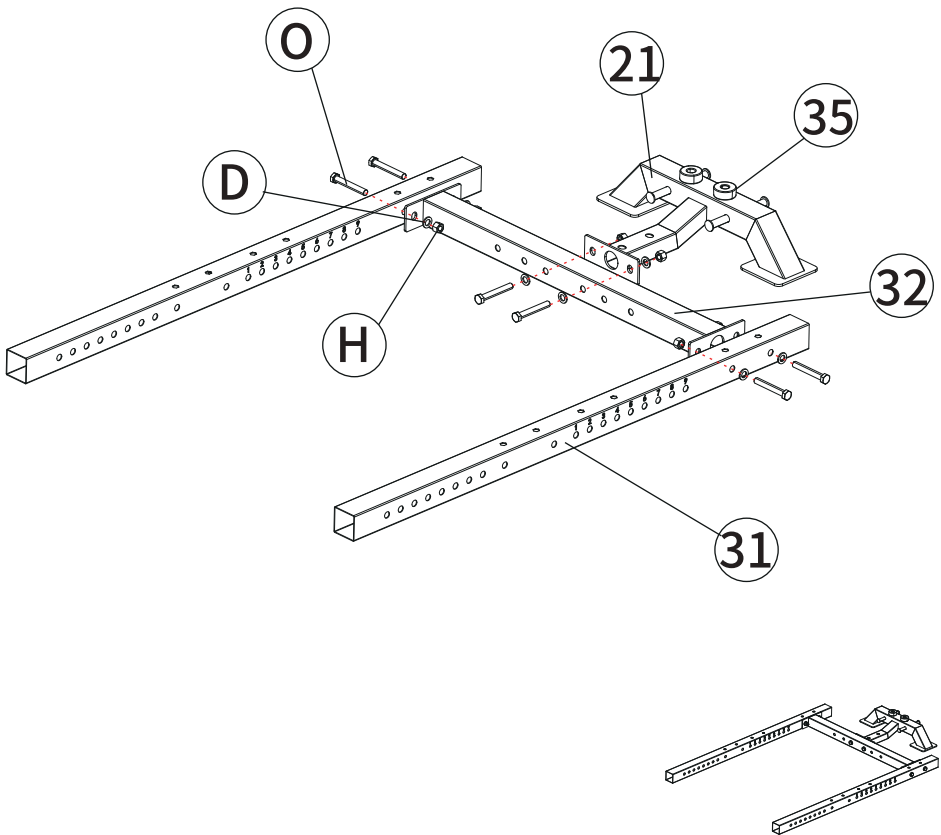


## Parts list 2

					
A	WASHER(M10)*10PCS	B	WASHER(M12)*20PCS	C	WASHER(M14)*4PCS
					
D	WASHER(M16)*100PCS	E	LOCKNUT(M10)*1PC	F	LOCKNUT(M12)*4PCS
					
G	LOCKNUT(M14)*2PCS	H	LOCKNUT(M16)*50PCS	I	BOLT(M10×20)*5PCS
					
J	BOLT(M12×25)*4PCS	K	BOLT(M12×30)*12PCS	L	BOLT(M12×80)*4PCS
					
M	BOLT(M14×100)*2PCS	N	BOLT(M16×80)*2PCS	O	BOLT(M16×110)*48PCS

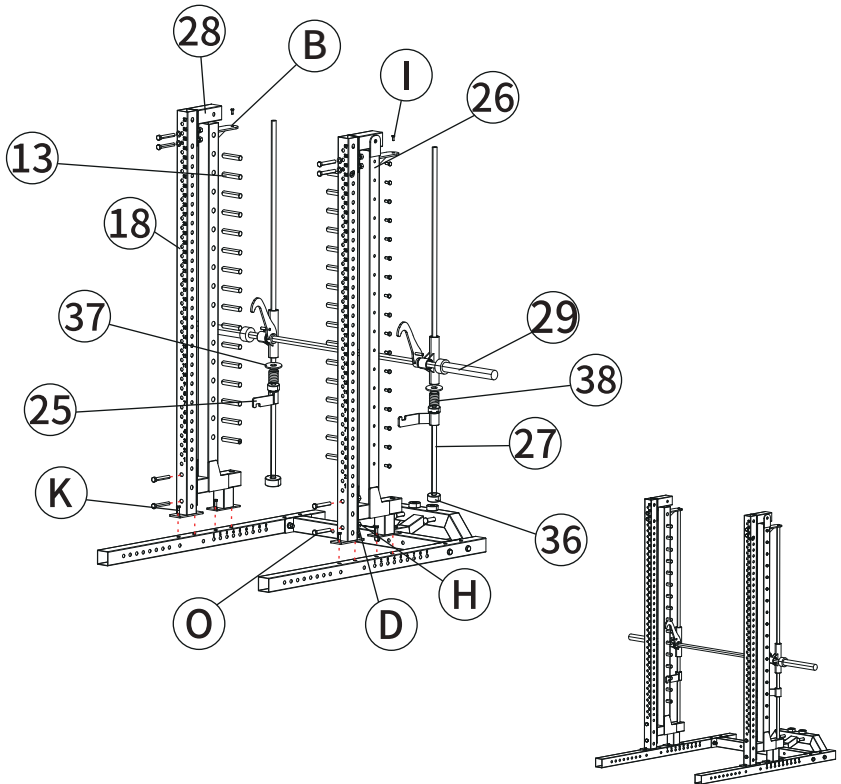
# Assembly steps

steps NO	Item NO	Name	Qty	Item NO	Name	Qty
1	21	Fixed group under counterweight	1	D	WASHER(M16)	12
	31	Bottom pipe	2	H	LOCKNUT(M16)	6
	32	Bottom horizontal connection group	1	O	BOLT(M16×110)	6
	35	20 shock-absorbing pad	2			



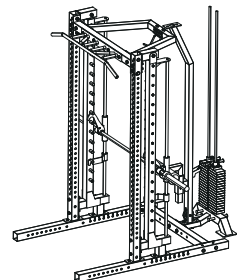
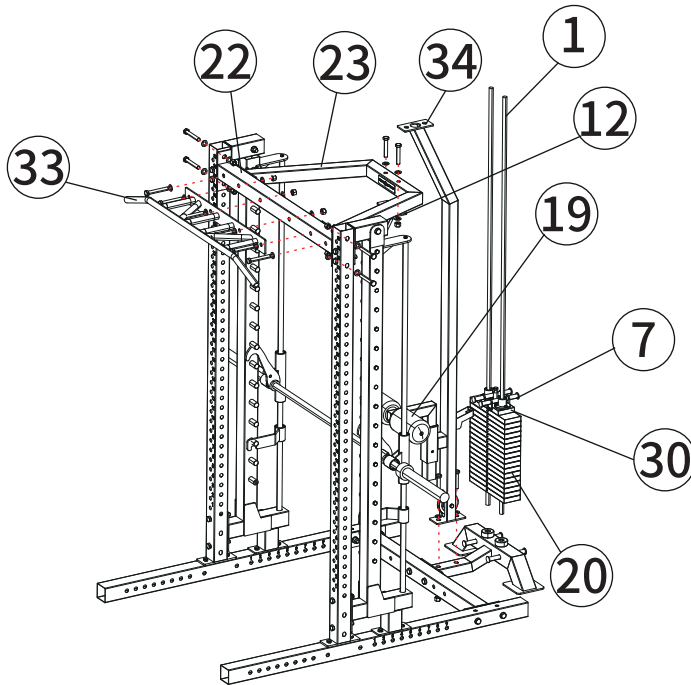
# Assembly steps

steps NO	Item NO	Name	Qty	Item NO	Name	Qty
2	13	Hanging film axis	34	38	Spring	2
	18	Vertical pipe group	2	A	WASHER(M10)	4
	25	Smith protective hook	2	B	WASHER(M12)	8
	26	Smith Fixed Group	2	D	WASHER(M16)	16
	27	Smith axis	2	H	LOCKNUT(M16)	8
	28	Smith's fixed group	2	I	BOLT(M10×20)	4
	29	Smith Group	2	K	BOLT(M12×30)	8
	36	25 shock-absorbing pad	4	O	BOLT(M16×110)	8
	37	Enlarged flat pad	2			



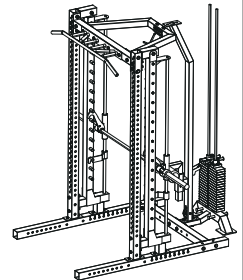
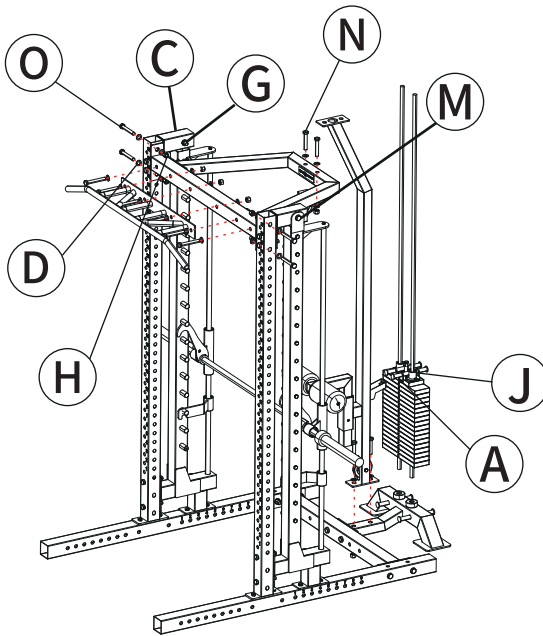
# Assembly steps

steps NO	Item NO	Name	Qty	Item NO	Name	Qty
<b>3-1</b>	1	Axis	2	23	Upper vertical pipe fixing group	1
	7	Elastic rope head group	2	30	Head piece group	1
	12	Hook group	1	33	Pull group	1
	19	Foam group	1	34	Middle vertical pipe group	1
	20	Weight stack				
	22	Horizontal Connection Group	1			



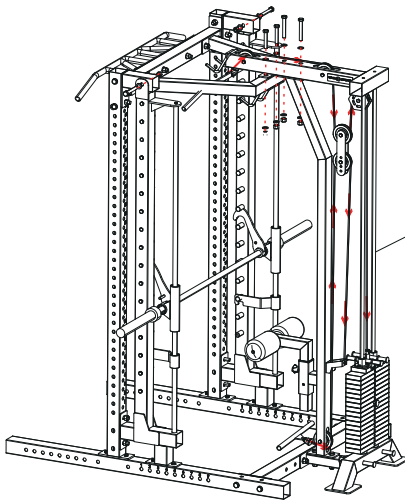
# Assembly steps

steps NO	Item NO	Name	Qty	Item NO	Name	Qty
3-2	A	WASHER(M10)	4	J	BOLT(M10×25)	4
	C	WASHER(M14)	4	M	BOLT(M14×100)	2
	D	WASHER(M16)	24	N	BOLT(M16×80)	2
	G	LOCKNUT(M14)	2	O	BOLT(M16×110)	10
	H	LOCKNUT(M16)	12			



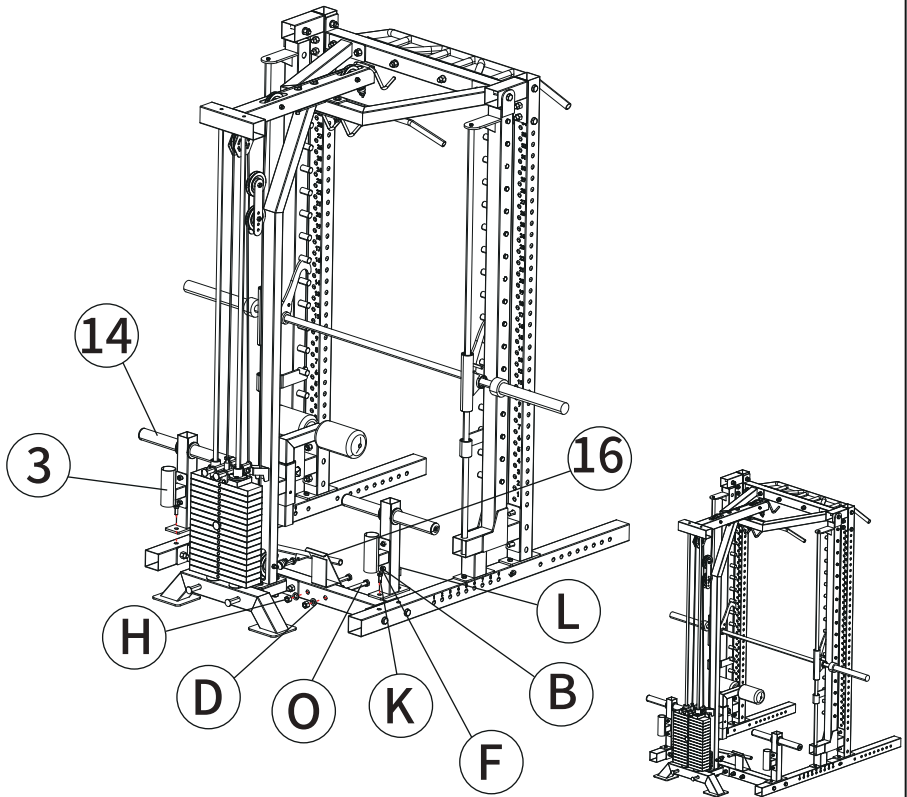
# Assembly steps

steps NO	Item NO	Name	Qty	Item NO	Name	Qty	
4	8	Pull the handle low	1	A	WASHER(M10)	2	
	9	load block assembly	1	D	WASHER(M16)	8	
	10	LINE	1	E	LOCKNUT(M10)	1	
	11	Pull the handle high	1	H	LOCKNUT(M16)	4	
	24	Upper vertical pipe group	1	I	BOLT(M10×20)	1	
					N	BOLT(M16×80)	2
					O	BOLT(M16×110)	2



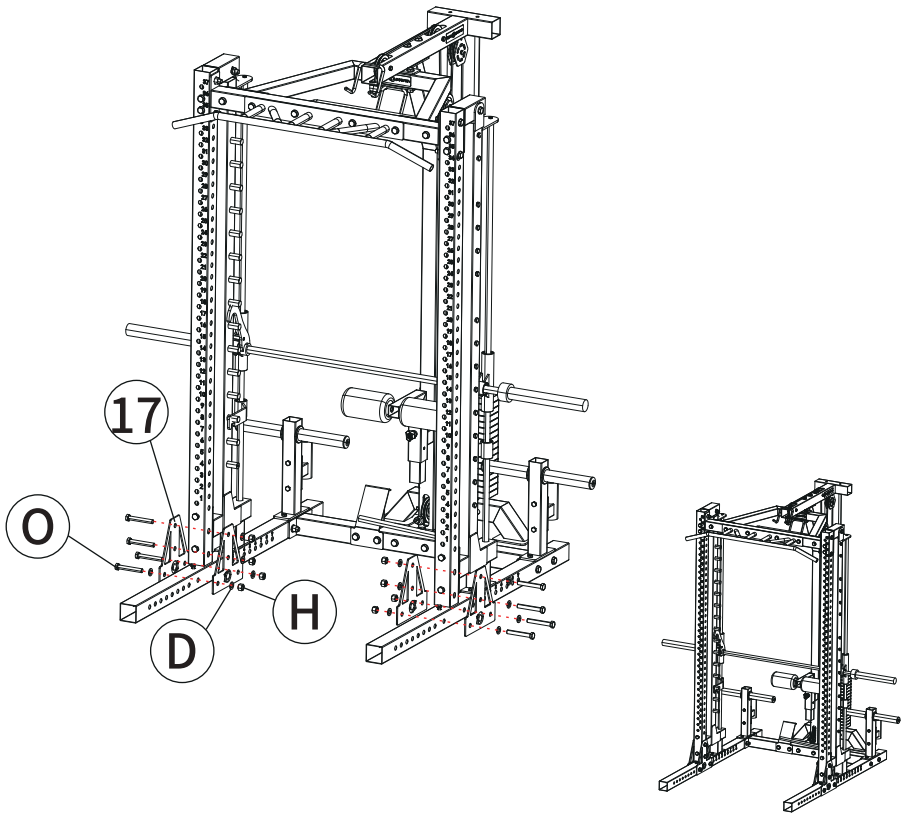
# Assembly steps

steps NO	Item NO	Name	Qty	Item NO	Name	Qty
5	3	Olympic pole storage group	2	B	WASHER(M12)	12
	14	Hanging group	2	D	WASHER(M16)	8
	16	Foot pedal group	2	F	LOCKNUT(M12)	4
				H	LOCKNUT(M16)	4
				K	BOLT(M12×30)	4
				L	BOLT(M12×80)	4
				O	BOLT(M16×110)	4



# Assembly steps

steps NO	Item NO	Name	Qty	Item NO	Name	Qty
6	17	Vertical pipe clamp	4	D	WASHER(M16)	16
				H	LOCKNUT(M16)	8
				O	BOLT(M16×110)	8



# Assembly steps

steps NO	Item NO	Name	Qty	Item NO	Name	Qty
7	2	J-HOOK	2	D	WASHER(M16)	16
	4	Protective tape	2	H	LOCKNUT(M16)	8
	5	Protective rope clamp	4	O	BOLT(M16×110)	8
	6	protection group	2			
	15	Hanging rope group	4			

